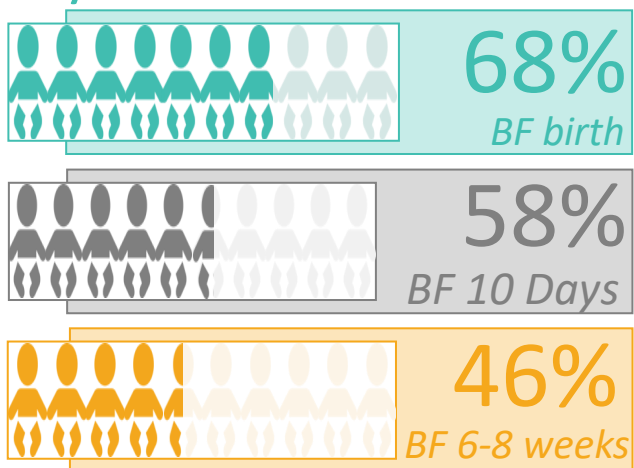
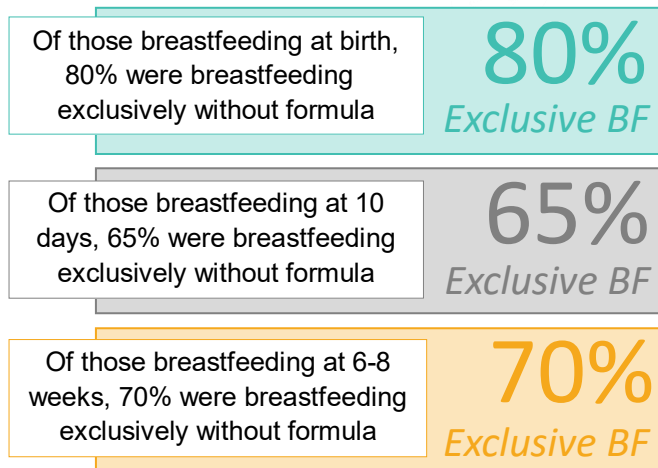


Breastfeeding in Derbyshire at birth, 10 days, and 6-8 weeks (Q1 - Q4 2022/23)

1. Derbyshire Prevalence

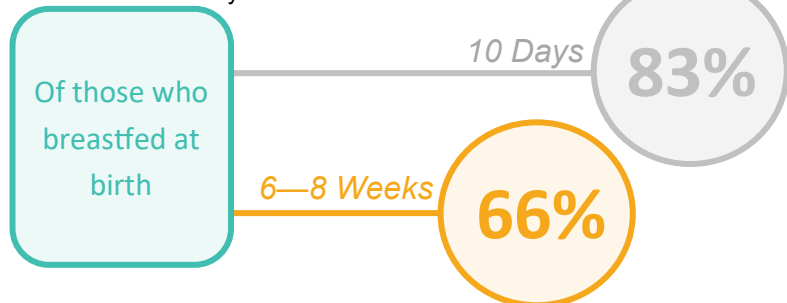


2. Exclusive Breastfeeding



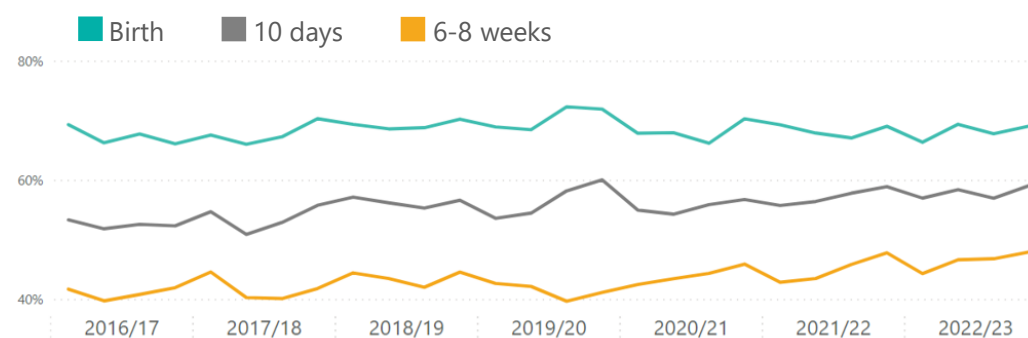
3. Sustainment

Of those who breastfed at birth, these are the percentages who continued to breastfeed at 10 days and at 6-8 weeks



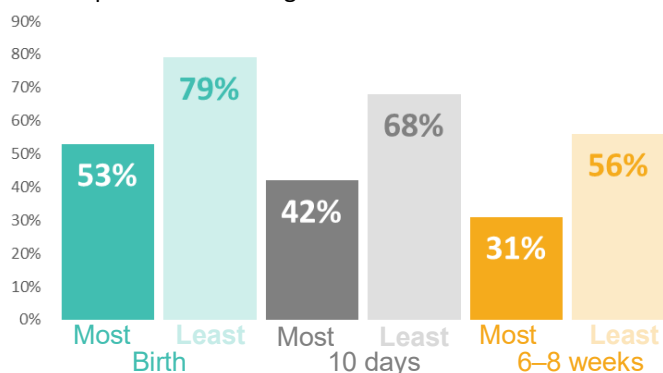
4. Trends*

*Does not include complete Q4 data for 2019/20

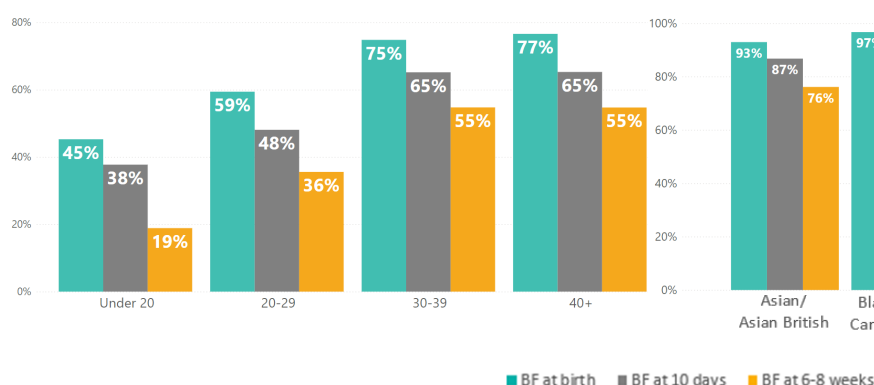


5. Prevalence & Deprivation

Breastfeeding prevalence comparing the most deprived decile to the least deprived decile using the latest IMD data.

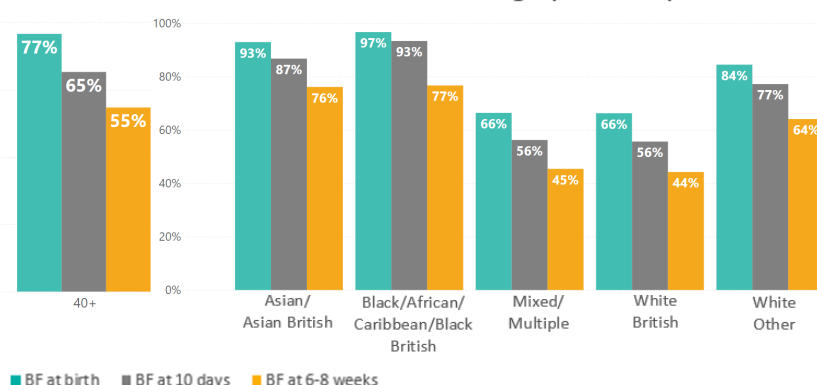


Breastfeeding by Age



6. Age and Ethnicity

Breastfeeding by Ethnicity



8. Compared to England

7. Breastfeeding compared to Derbyshire

Baby's first feed breastmilk

Most recent data in 2020/21 showed that 70% of babies in Derbyshire received breastmilk as their first feed, significantly lower when compared to England (72%).

70%

BF prevalence at 6-8 weeks

Derbyshire continues to have a significantly lower breastfeeding prevalence at 6-8 weeks compared to England.

Fingertips Recent Trend: ▲ Increasing & getting better

Year	England	Derbyshire
2015/16	42%	40%
2016/17	44%	41%
2017/18	46%	42%
2018/19	48%	43%
2019/20	49%	44%
2020/21	49%	45%
2021/22	49%	45%
2022/23	49%	45%

Data source: OHID Fingertips ©Crown copyright 2023

Birth

High Peak had significantly higher breastfeeding (74%) than Derbyshire (68%). **Bolsover** had significantly lower (62%) than Derbyshire.

MSOA compared to Derbyshire

Significantly worse, similar, significantly better

10 days

High Peak had significantly higher breastfeeding (65%) than Derbyshire (58%). No districts/boroughs were significantly lower than Derbyshire.

MSOA compared to Derbyshire

Significantly worse, similar, significantly better

6-8 weeks

High Peak had significantly higher breastfeeding (52%) than Derbyshire (46%). No districts/boroughs were significantly lower than Derbyshire.

MSOA compared to Derbyshire

Significantly worse, similar, significantly better

Data source: for 1.2.3.4.5.6.7 DCHS | Data excludes maternities that were processed by Ripplez (2017 onwards) | Derbyshire total is the sum of districts | % rounded to the nearest whole number | Ethnicity categorised according to ONS categories. | MSOA: Middle Super Output Area | Version 1.7 | For further information please contact KIT@derbyshire.gov.uk |