











APPENDIX 2 – KEY TO PERFORMANCE RATINGS

RAG Rating	Strategic Objectives
 Complete	Strategic Objective has been completed and outcome achieved
 Good	On Schedule and outcomes as expected
 Review	Some risk to achieving timetable and/or outcomes
 Action	Unlikely to achieve timetable and/or to deliver required outcome
	Awaiting update

Progress tables in the report show a rating based on an assessment against the planned progress for the quarter. Comments in the report will focus on Strategic Objectives and measures that are Review or Action and provide information on the underlying issues and resultant actions. Where Strategic Objectives are rated as Good or have been completed then there will be summary information on the progress made and outcomes achieved.

Performance against target	Measures
 Strong	More than 5% better than target (2% better than target if the target is greater than 95%)
 Good	Between 5% better or 2% worse than target
 Review	More than 2% worse than target
 Action	More than 10% worse than target
	No target

Measure tables in the report show a range of data including comparison to previous years and available benchmarks. Where data is not included then the historical data was not collected or in the case of benchmarks is not currently available or compatible.