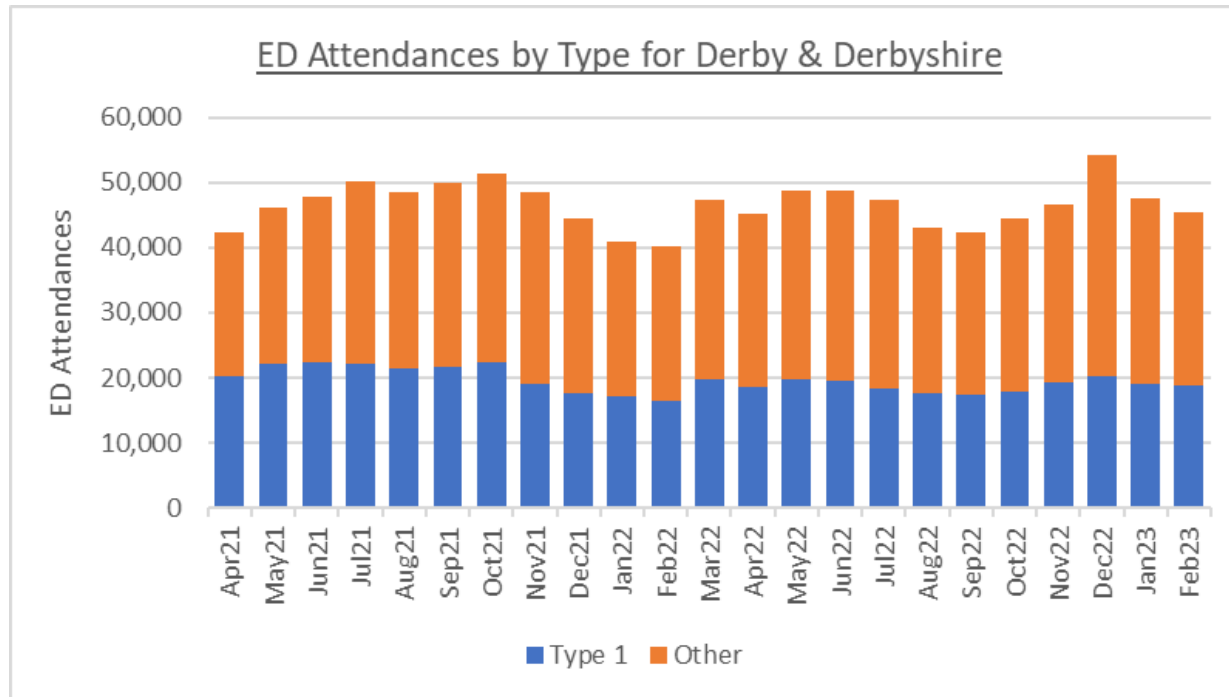


## Appendix 1 – Winter performance

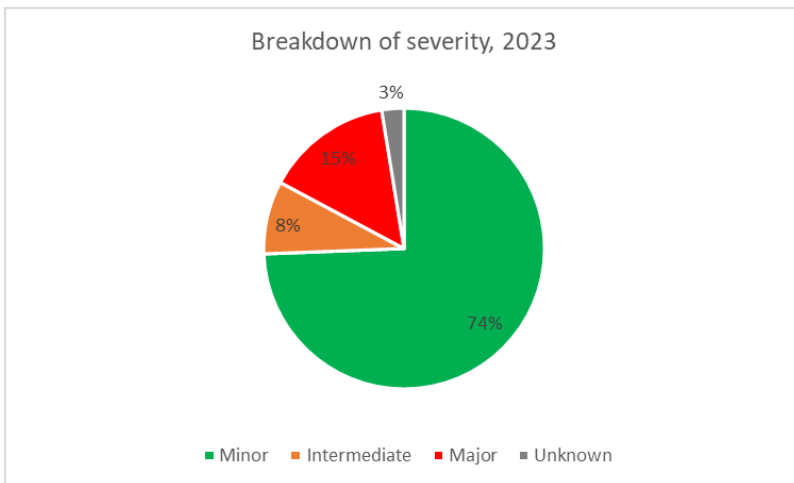
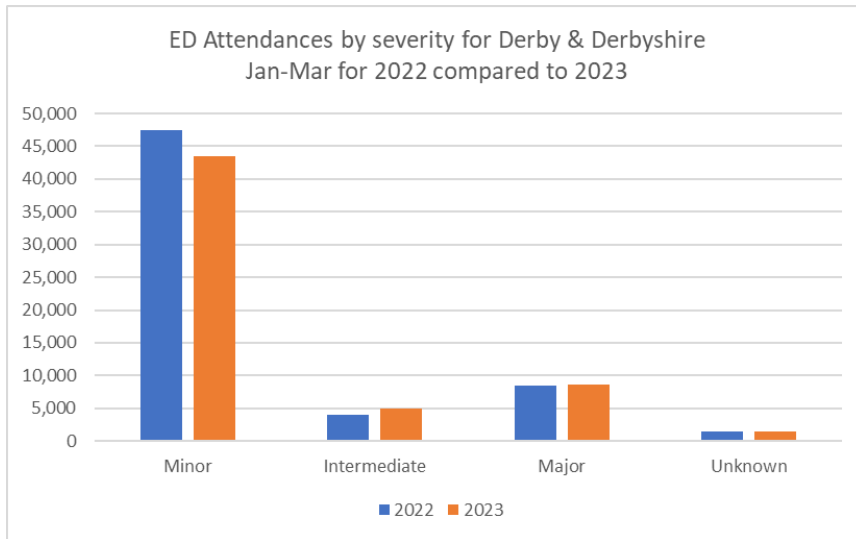
**Table 1: ED attendances this year compared to last year:**

- Nov21 – Feb22: 174,050 attendances
- Nov22 – Feb23: 194,051 attendances



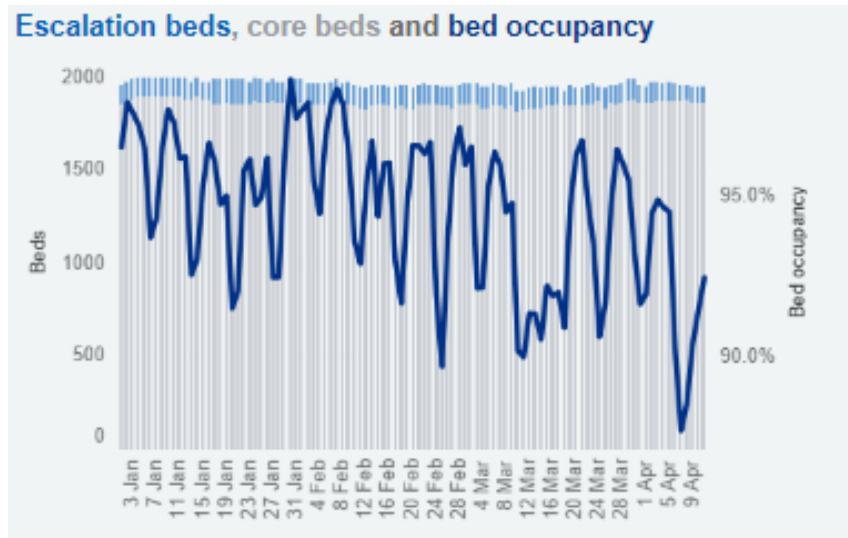
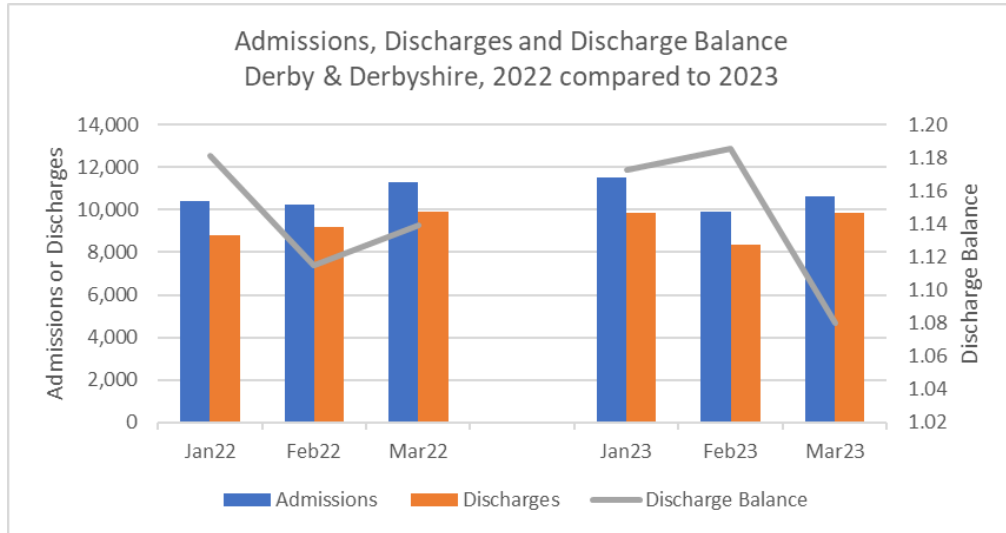
**Table 2: ED attendances by severity compared with previous years**

Compared to the previous January-March, there was an 8% drop in attendances with a minor complaint. However, the numbers of Intermediate complaints rose by 22% and the Major incidents rose by 2%.



**Table 3 – Admission, discharges, and discharge balance**

Inpatient Admissions and Discharges have fluctuated through the period but overall, both have risen by only 0.5%. The discharge balance has remained the same as last year (1.14). Bed Occupancy was high at the beginning of February, when escalation beds were used. Since then, there's been a gradual reduction, albeit with high daily variation.



## Appendix 2 – System Opel status

	Nov-22																															
	31	1	2	3	4	5	6	7	8	9	10	11	12	13	14	15	16	17	18	19	20	21	22	23	24	25	26	27	28	29	30	
SYSTEM	3	3	3	3	3	3	3	3	3	3	3	3	3	3	3	3	3	3	3	3	3	3	3	3	3	3	3	3	3	3	3	
EMAS	4	4	4	4	4	4	4	4	4	4	4	4	4	4	4	4	4	4	4	4	4	4	4	4	4	4	4	4	4	4	4	
UHDB - RDH	3	3	3	3	3	3	3	3	3	3	3	3	3	3	3	3	3	3	3	3	3	3	4	4	4	4	3	3	3	4	4	
CRHFT	2	3	3	3	3	3	3	3	3	3	3	3	3	2	2	2	3	3	3	3	3	3	3	3	3	3	3	3	4	4	4	
DHcFT - MHS	3	3	3	3	3	3	3	3	3	3	3	3	3	3	3	3	3	3	3	3	3	3	3	3	3	3	3	3	3	3	3	
DCHS	3	3	3	3	3	3	3	3	3	3	3	3	3	3	3	3	3	3	3	3	3	3	3	3	3	3	3	3	3	3	3	
DCoCoSC	4	3	3	3	3	3	3	3	3	3	3	3	3	3	3	3	3	3	3	3	3	3	3	3	3	3	3	3	2	2	3	
DCyCoSC	3	3	3	3	3	3	2	2	3	3	3	3	3	2	2	3	3	3	3	3	2	2	2	3	3	3	3	3	3	3	3	
DUTC	1	1	1	1	1	1	1	1	1	1	1	1	1	1	1	1	1	1	1	1	1	1	1	1	2	2	1	2	2	1	1	
DHU GPS	3	1	1	1	1	1	2	1	3	1	1	1	1	1	2	2	2	2	2	2	2	2	2	2	2	2	2	2	2	2	3	3
DHU NHS 111	2	2	1	2	1	1	1	2	2	2	2	2	2	2	2	2	2	2	2	3	2	2	2	2	2	2	3	3	3	2	1	
DHU GP OoH	2	2	2	2	2	2	2	1	2	1	2	2	2	3	3	2	2	3	2	3	3	3	2	2	2	2	2	2	2	3	3	3
DHU Comm Nursing OoH	1	1	1	1	1	1	1	1	1	1	1	1	1	1	2	3	2	2	2	2	2	2	2	2	2	2	2	2	2	2	1	1
EMAS PTS	3	3	3	3	3	3	3	3	3	3	3	3	3	3	3	3	3	3	3	3	3	3	3	3	3	3	3	3	3	3	3	
PCN	2	2	2	2	2	2	2	2	2	2	2	2	2	2	2	2	2	2	2	2	2	2	2	2	2	2	2	2	2	2	2	
Ashgate Hospice	2	2	1	1	1	1	1	1	1	1	1	1	1	1	1	1	1	1	1	1	1	1	1	1	1	1	1	1	1	1	1	

	Dec-22																															
	1	2	3	4	5	6	7	8	9	10	11	12	13	14	15	16	17	18	19	20	21	22	23	24	25	26	27	28	29	30	31	
SYSTEM	3	3	3	3	3	3	3	3	3	3	3	3	3	4	4	4	3	3	3	3	4	4	4	3	3	3	3	4	4	4	4	
EMAS	4	4	4	4	4	4	4	4	4	4	4	4	4	4	4	4	4	4	4	4	4	4	4	4	4	4	4	4	4	4	4	
UHDB - RDH	3	3	3	3	3	3	3	3	3	3	3	3	3	4	4	4	4	4	4	4	4	4	4	3	3	3	3	4	4	4	4	
CRHFT	4	3	3	3	3	3	3	3	3	3	3	3	3	3	3	3	3	3	3	3	4	4	3	3	3	3	3	4	4	4	4	
DHcFT - MHS	3	3	3	3	3	3	3	3	3	3	3	3	3	3	3	3	3	3	3	3	3	3	3	3	3	3	3	3	3	3	3	
DCHS	3	3	3	3	3	3	3	3	3	3	3	3	3	3	3	3	3	3	3	3	3	3	3	3	3	3	3	3	3	3	3	
DCoCoSC	3	3	3	3	3	3	3	3	3	3	3	3	4	3	3	3	3	3	3	3	4	3	3	3	3	3	3	3	3	3	3	
DCyCoSC	3	3	3	3	3	2	2	2	2	2	2	2	2	2	3	3	3	3	2	2	3	3	3	3	3	3	2	2	3	3		
DUTC	1	1	1	1	1	1	1	1	1	2	3	3	1	1	2	2	1	1	1	3	2	2	1	4	4	4	3	3	3	2	1	
DHU GPS	3	3	3	3	4	3	4	4	4	2	3	3	2	2	2	2	2	3	3	3	3	2	2	3	2	2	2	3	3	3	3	
DHU NHS 111	2	1	2	3	4	4	4	4	4	4	4	4	4	4	3	4	4	4	4	4	3	2	2	2	2	2	2	2	3	3	3	
DHU GP OoH	3	3	3	3	3	2	2	2	2	2	4	4	4	3	3	3	3	3	3	4	4	4	3	3	3	4	4	4	4	4	2	2
DHU Comm Nursing OoH	2	1	1	1	1	1	1	1	1	1	1	1	1	1	1	1	1	1	1	2	2	2	2	2	1	1	1	1	1	1	1	
EMAS PTS	3	3	3	3	3	3	3	3	3	3	3	3	3	3	3	3	3	3	3	3	4	4	3	3	3	3	3	3	3	3	3	
PCN	2	2	2	2	2	2	2	2	2	2	2	2	2	2	2	2	2	2	2	2	2	2	2	2	2	2	2	2	2	2	2	
Ashgate Hospice	1	1	1	1	1	1	1	1	1	1	1	1	1	1	1	1	1	1	1	1	1	1	1	1	1	1	1	1	1	1	1	

Opel Status of each provider through the winter period:

- Opel 1
- Opel 2
- Opel 3
- Opel 4



