





Clean Growth and Regeneration Portfolio

Key Service Plan Performance Indicators

Ref	Performance Indicator	Date	Year to Date	Target	Performance	Commentary
Economic Development						
1	Number of Green Entrepreneurs Fund grants allocated	Jun 2022	10			Take up of the small grants fund for businesses has not been as anticipated as a result of the changing needs of businesses. Targets and scope of grant is under review.
Major regeneration projects						
2	Total number of visitors to Elvaston Estate					New measure – updates and targets to follow.
3	Total number of new jobs created at Elvaston					New measure – updates and targets to follow
4	Number of visitors to Derwent Valley Mills Sites	Mar 2022	405,373			Annual figures provided in Quarter 4.
External Funding						
5	Total external grant funding levered in to support growth and activity in Derbyshire	Jun 2022	£156,780			No target, reported figure for funding contracted in the Quarter.
Apprenticeships						
6	Businesses Supported through apprenticeship Levy Transfer	Jun 2022	5	15		Increase anticipated in Quarter 2.

7	Apprentices supported with apprenticeship levy	Jun 2022	11	20		Increase anticipated in Quarter 2.
8	Apprenticeship levy transferred to business	Jun 2022	£54,568			Increase anticipated in Quarter 2.
Business Support and Start-ups						
9	Number of enterprises receiving Information, Diagnostic and Brokerage (IDB)	Jun 2022	39			Target to be in place for Quarter 2.
10	Number of start-up businesses supported	Jun 2022	108			Target to be in place for Quarter 2.
Markham Vale						
11	No. of jobs created at Markham Vale Business Park	Mar 2022	2,702	2,800		View Commentary
12	Percentage of 200 acres total land created for development at Markham Vale	Mar 2022	86.50%	90.00%		View Commentary
13	Percentage of total 200 acres available development land occupied	Mar 2022	75.70%	78.00%		Restrictions on land under review before additional available development land available.
14	Percentage of created development land occupied at Markham Vale	Mar 2022	87.70%	86.00%		View Commentary

Detailed Commentary

Note	Issue	Detailed update
11	No. of jobs created at Markham Vale Business Park	<p>This is an increase of 470 new employees over last years survey and is remarkable given the challenging economic climate. Most businesses have either recorded a small growth in employee numbers or have managed to retain their staffing figures at pre-Covid levels. One particular company reduced their staffing levels by 40% whilst two businesses new to Markham Vale have recently commenced recruitment. We have been unable to accurately obtain figures for two large employers due to staff holidays so an assessment has been made on qualitative information about the businesses operations.</p> <p>Return to Summary</p>
12	Percentage of 200 acres total land created for development at Markham Vale	<p>Discussions continue with previous landowners on two particular plots in order to address restrictions on use before work starts to prepare the land. Work to create an additional 0.8 acre plot has started but will not be completed until Q1 2022.</p> <p>Return to Summary</p>
14	Percentage of created development land occupied at Markham Vale	<p>Construction work has started for Chesters on part of Plot 7 East and is expected to be complete by end of Q1 (or early Q2). A Planning Application has been submitted for a development on a 1.55 acre site. Terms have been agreed with a further businesses looking to invest at Markham Vale on a 0.26 acre site.</p> <p>Return to Summary</p>